

# Learning at Home

**Nursery**



## Physical Development

(PD)

### Cutting skills (see sheet available)

Can you pretend to be some of the characters from the story 'Pirates love underpants'? e.g. a pirate, a shark, a crocodile etc. What actions/movements do the characters make?



## Understanding the World

(UW)

### Floating and Sinking

Use everyday objects to explore which things float and which things sink.



*You can try this activity at bath time!*

## Personal Social Emotional Development (PSED)

Personal Social Emotional Development (PSED)

What do you think pirates eat? Is it healthy or unhealthy? What food do you eat that is healthy and unhealthy?



*Could you ask your child whilst preparing/ having tea!*

## Expressive Arts & Design

(EAD)

Can you paint a picture of under the sea?

Think about what animals you will see and what colours you will use.



## Literacy

(L)

Watch/Read 'Pirates love underpants'  
[https://youtu.be/Vd8\\_Y1bEzA8](https://youtu.be/Vd8_Y1bEzA8)

### Reading Challenges

What do the pirates love?

What pants are the pirates looking for?

What do the pirates use to help them find the pants?

What places did the pirates visit?

What was the Captain's cunning plan?

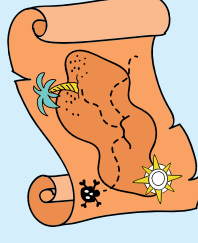
### Writing Challenges

Can you draw a pirate on an adventure?

Can you label your drawing?

Can you create your own map?

Can you label your map?



## Communication and Language

(CL)

Can you tell me a pirate story?

Cut out the pirates/pirate objects to help you create your pirate world!

How do you start a story?

What will happen at the end?



*You could get all the family involved, to help you create your story. Each family member could be a character and play a part. How exciting!*

## Mathematics

(M)

### Comparing size

Can you put the pirates in size order?

### Counting pirates

Can you count accurately and say how many?



## Nursery – Week 2 Pirates



## Expressive Arts & Design

(EAD)

Can you build a pirate ship?

Use a big box to build a pirate ship. Make a ship's wheel, an anchor and walk the plank. Pretend to be a pirate (cut out one of the masks available).



*You could do this activity indoors or outdoors!  
You could make a huge ship outdoors!*







Cut out the pirates and compare the size. Ask these questions:

1. Can you put the pirates in order of size?
2. Which pirate is the tallest/biggest?
3. Which pirate is the shortest/smallest?
4. Which of the pirates is taller than this one?
5. Which of the pirates is shorter than this one?






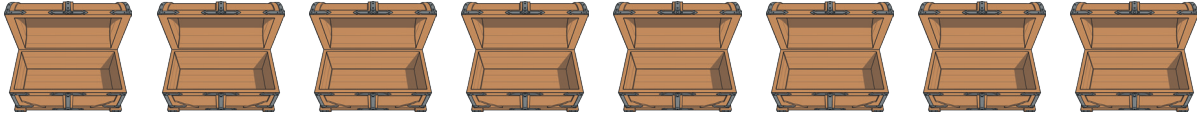
# Pirate Counting


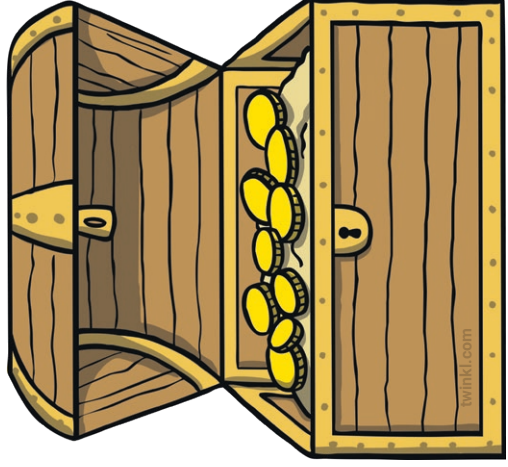

Count the pictures and write the answers in the circles.



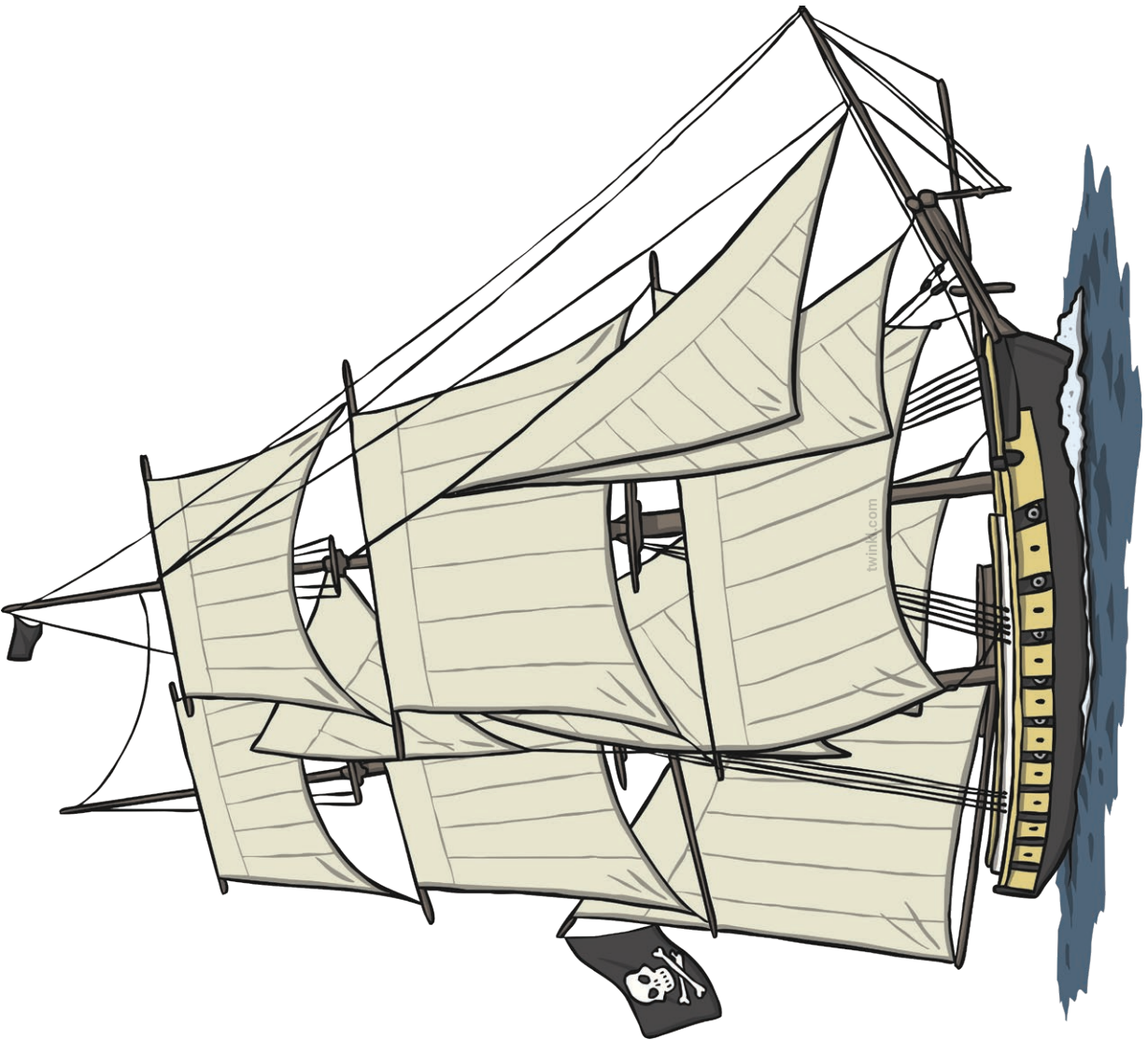
# Pirate Counting


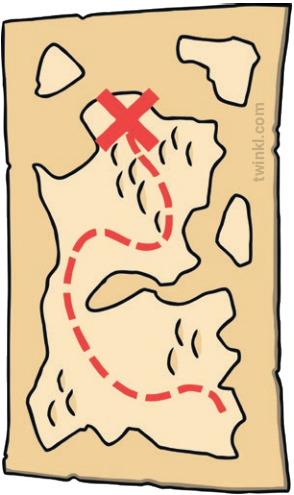

Count the pictures and write the answers in the circles.









































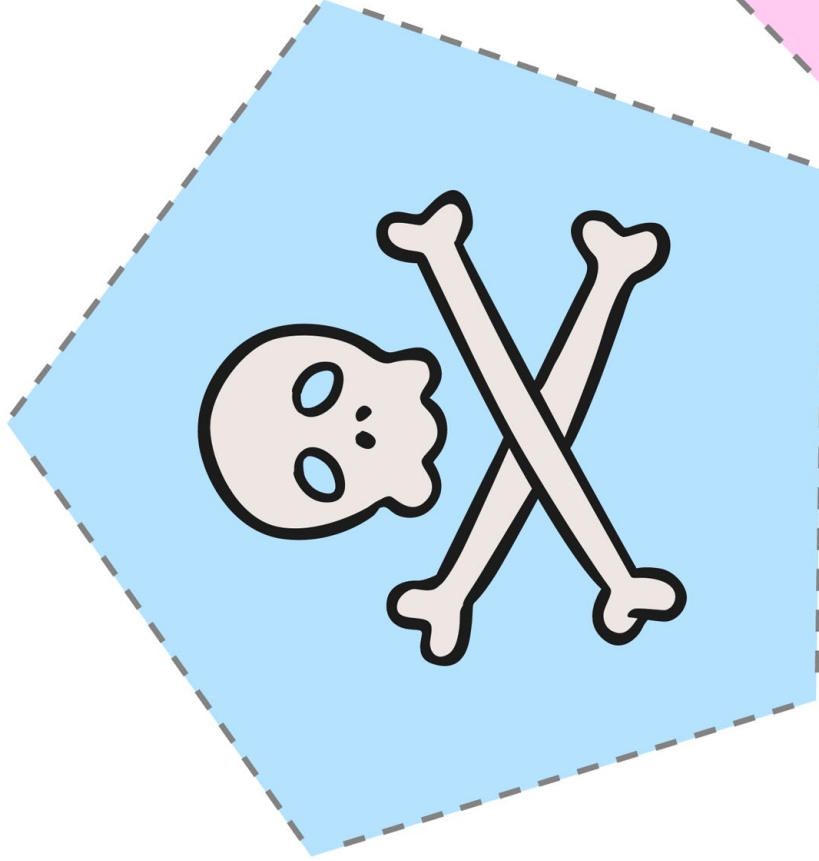
# Cutting Skills

Cut around the shapes, but be careful!



# Cutting Skills

Cut around the shapes, but be careful!



# Cutting Skills

Cut around the shapes, but be careful!

